


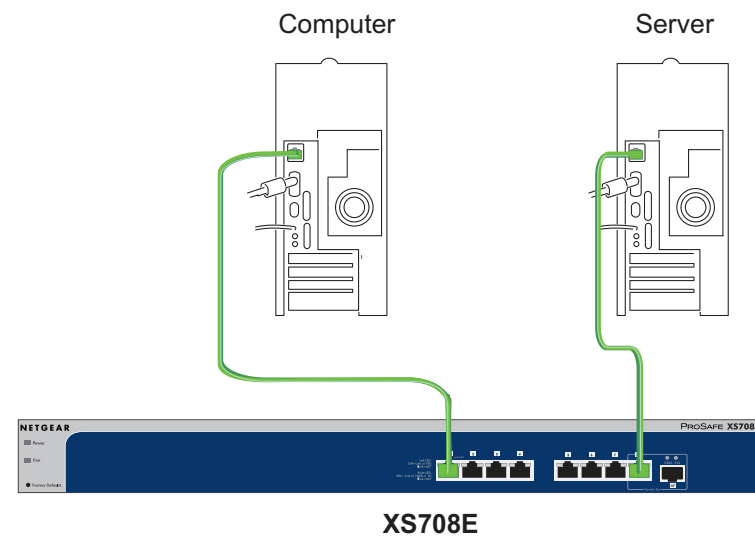
NETGEAR®

Installation Guide
Connect with Innovation™

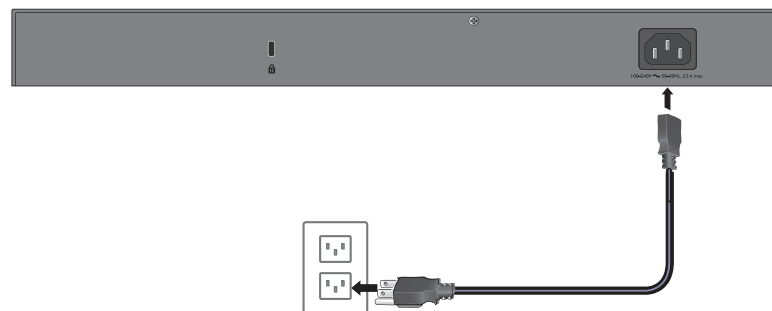
ProSafe Plus 10GBASE-T Switch 8-Port 10Gbps XS708E



Step 1. Connect equipment



Step 2. Connect power



Step 3. Check status



Power LED

- On
- Off

Fan LED

- Fan failure (on)
- Fan normal (off)

Left port LEDs

- 10 Gbps link
- Activity (blinking)
- No link (off)

Right port LEDs

- 1 Gbps/100 Mbps link
- Activity (blinking)
- No link (off)

Set Up the Switch Configuration Utility

Plus switches are plug and play. You can install a configuration utility to select additional options to manage and customize the switch for your network. This utility is on the resource CD that was shipped with the switch.

Note: The configuration utility is installed on your computer and is supported only on Windows.

Install the configuration utility:

1. Insert the resource CD into a computer that is connected to the switch.
2. Click **Install ProSafe Plus Utility** and follow the prompts to install the program. The switch configuration utility is installed in the program directory of your computer, and a ProSafe Plus Utility icon is placed on your desktop.

Configure the switch:

1. Double-click the **ProSafe Plus Utility** icon. The configuration home screen displays a list of ProSafe Plus switches that it discovers on the local network.
2. Select the switch that you want to configure. You are asked to enter the password for the switch.
3. Enter the switch's password in the password field. The switch's default password is password.
4. Use the utility to configure the switch. For a description of plus features, see the *ProSafe Plus Switch Configuration Utility User Guide*. You can access the user guide through links on the Help tab of the utility or on the resource CD.

Specifications

Specification	Description
Network interface	RJ-45 connector for 10GBASE-T, 100BASE-TX, or 1000BASE-T SFP+ port for 10GBASE-SR, 10GBASE-LX, 10GBASE-LRM, 1000BASE-SX, 1000BASE-LX, 1000BASE-LHA, 1000BASE-LHB and 1000BASE-BX
Network cable	Category 6 (Cat6) or better Ethernet cable if cable distance is greater than 55 m (180 ft).
Ports	8
AC power	100–240 VAC 50–60 Hz, 2.2A max.
Power consumption	130W max.
Weight	3.6 Kg (7.94 lbs)
Dimensions (W x D x H)	330.2 mm x 207 mm x 43.2 mm 13 in. x 8.15 in. x 1.7 in.
Operating temperature	0–50° C (32–122° F)
Operating humidity	10%–90% relative humidity, noncondensing
Electromagnetic compliance	KC Class A, CCC Class A, FCC part 15 Class A, CE Class A, , C-Tick Class A, VCCI Class A
Safety agency approvals	Commercial UL listed (UL 60950-1), CB

Technical Support

After installing your device, locate the serial number on the label of your product and use it to register your product at <https://my.netgear.com>.

You must register your product before you can use NETGEAR telephone support. NETGEAR recommends registering your product through the NETGEAR web site. For product updates and web support, visit <http://support.netgear.com>.



201-15960-01



November 2012

For the complete EU Declaration of Conformity, visit http://support.netgear.com/app/answers/detail/a_id/11621/.

Statement of Conditions: In the interest of improving internal design, operational function, and/or reliability, NETGEAR reserves the right to make changes to the products described in this document without notice. NETGEAR does not assume any liability that may occur due to the use or application of the product(s) or circuit layout(s) described herein.



This symbol appears in accordance with the European Union Directive 2002/96 on the Waste Electrical and Electronic Equipment (the WEEE directive). If you dispose of this product in the European Union, treat and recycle it in accordance with your jurisdiction's laws that implement the WEEE directive.

NETGEAR, the NETGEAR logo, and Connect with Innovation are trademarks and/or registered trademarks of NETGEAR, Inc. and/or its subsidiaries in the United States and/or other countries. Information is subject to change without notice. Other brand and product names are registered trademarks or trademarks of their respective holders. © NETGEAR, Inc. All rights reserved. For indoor use only in all EU countries and Switzerland.